

# Lesson #3 - Evan Hilchey

October 20 2020

- ▶ Focus of Lesson: IELTS Writing: Describing graphs
- ▶ Lesson
  - ▶ Lead in
    - ▶ Today we're going to continue practicing IELTS Writing Task #1
    - ▶ We will use the same graph from the lesson with Kathy but we'll spend time writing new answers
  - ▶ Lesson overview
    - ▶ Revisit IELTS Writing Task #1 activity and tips
  - ▶ Activities
    - ▶ Break down the IELTS Writing Task #1 into separate timed writing activities (we will get through as many as possible while ensuring ample time to discuss student examples)
      - ▶ Introduction (5 mins) <https://forms.gle/2kQgiFx4Un6xYsiF7>
      - ▶ Overview (5 mins) <https://forms.gle/qUqyneSrXvVUAAJ49>
      - ▶ Body (5 mins) <https://forms.gle/yx5Lq9y3Wgez1SMRA>
    - ▶ Share students work throughout
  - ▶ Wrap-up
    - ▶ How are you feeling about IELTS Writing Task #1?

# IELTS Writing: Describing graphs

Mr. E aka Teacher

October 20 2020

# IELTS Writing: Task 1 Example - Describing Graphs

- ▶ The aim of the activity and assessment is to enable students to use a wide range of suitable vocabulary for describing graphs.
- ▶ Your task is to factually describe the graph not to give reasons for why figures are high or low.
- ▶ Be mindful of word count limits (~150-170) and length of time (~20 mins) to complete the activity.
- ▶ Aim for quality rather than quantity. The means focus on writing excellent English and organising your information rather than writing a long essay.



# IELTS Writing Task 1 Structure

ieltsfocus.com

## Introduction

Paraphrase the Question

## Overview

Write general overview  
of the main features

## Body Paragraph 1

Write in detail about  
feature 1 in a logical way

## Body Paragraph 2

Write in detail about  
feature 2 in a logical way


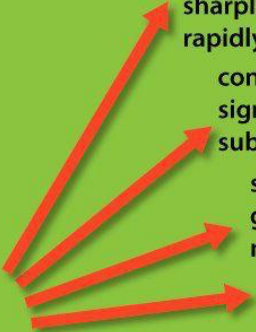


ieltsfocus.com

**Note:** Data should be grouped into 2 body paragraphs, No conclusion is needed.

## IELTS Writing Task 1 Academic Version



**DESCRIBING TRENDS** [www.vocabulary.cl](http://www.vocabulary.cl)

<b>Verbs to describe</b> rise jump grow climb go up increase rocket 	<b>Adverbs to describe... HOW?</b> sharply quickly rapidly steeply considerably significantly substantially steadily gradually moderately slightly slowly 
<b>Verbs to describe</b> fall drop decline decrease go down plunge plummet 	<b>How to describe</b>  stay            constant remain        +       steady maintain       stable

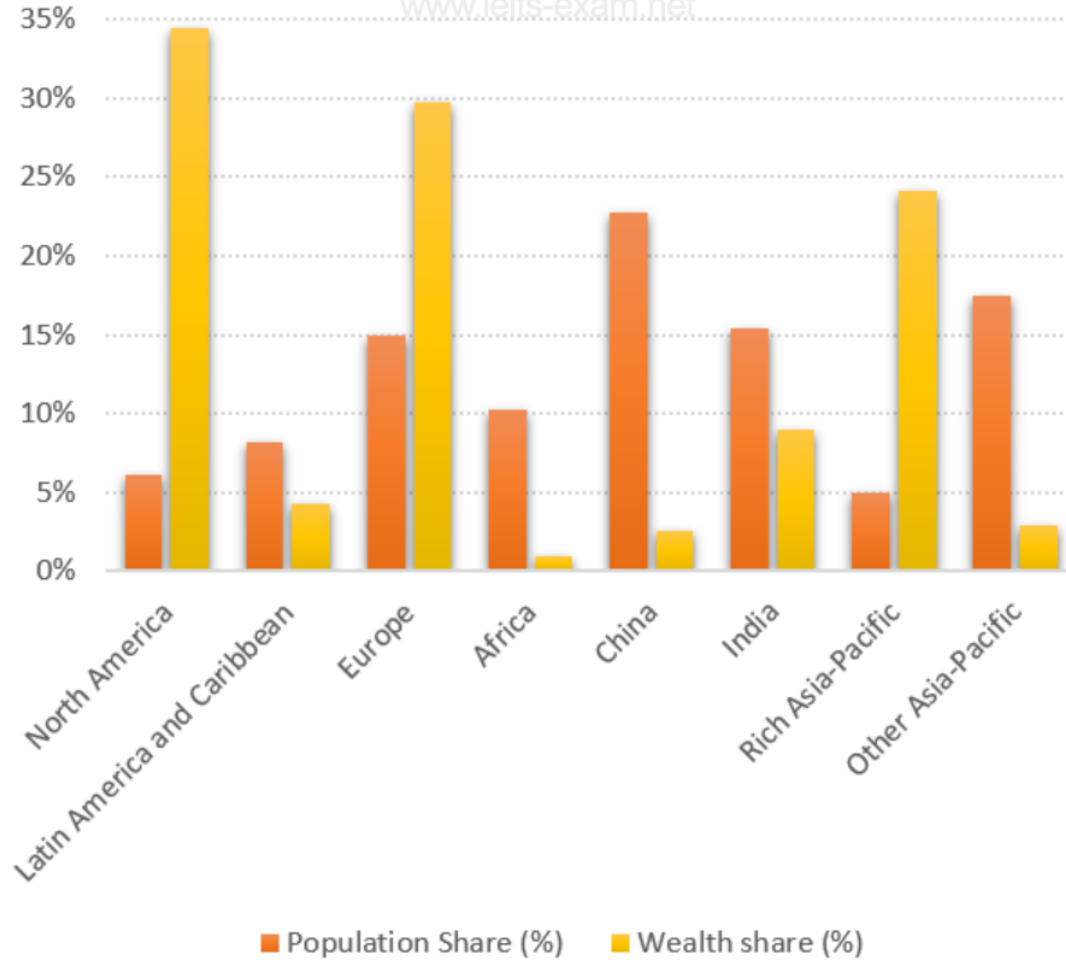
WWW.GRAMMAR.CL

WWW.WOODWARDENGLISH.COM

WWW.VOCABULARY.CL

## Population and wealth shares by region

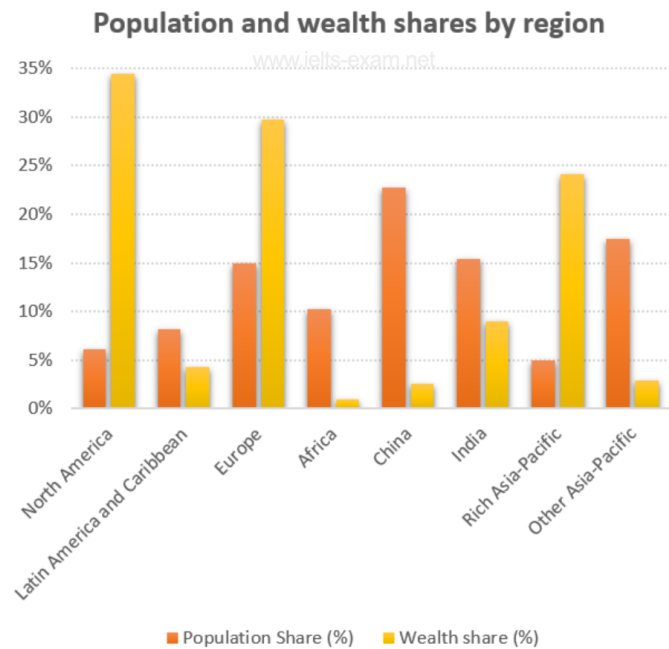
www.ielts-exam.net



The chart gives information about global population percentages and distribution of wealth by region.

# Introduction

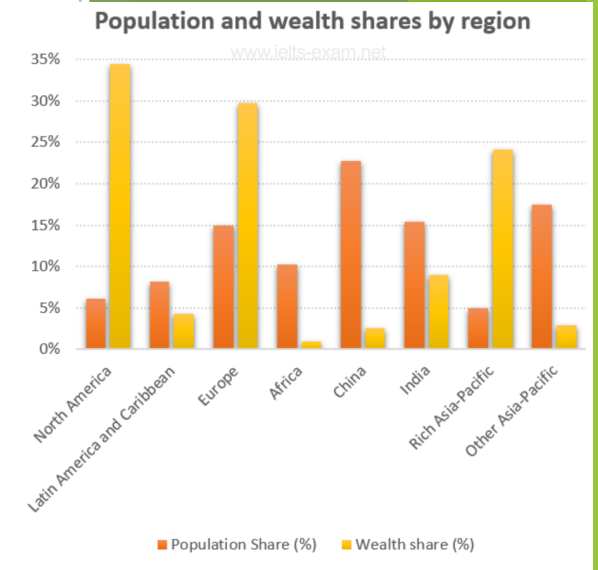
**Introduction:** Explain in your own words what the graph(s), table(s), or diagram(s) is showing. It is best to paraphrase the question in the first paragraph. You can do this by using synonyms.



<https://forms.gle/2kQgiFx4Un6xYsiF7>

# Example

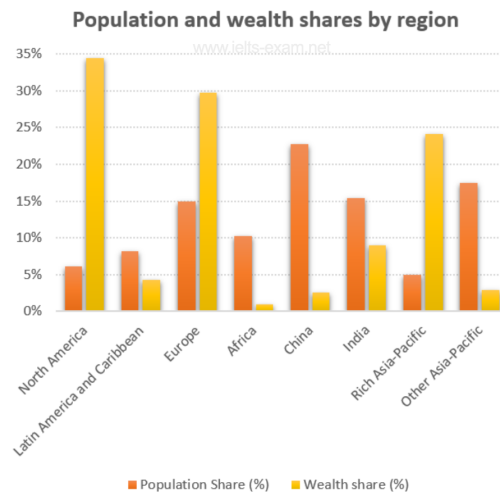
- ▶ Student Answer: The graph below is a percentual representation of how wealth relates to the population in different regions of the world. In the paragraphs to follow all of this data is broken down by region and its percentage related to all the other locations.
- ▶ Student Answer: The following graph **tells us** (compares/demonstrates/represents) the amount of wealth and population distributed in the different regions around the world. North America, Europe and Rich-Asia Pacific are the regions which **concentrate the most amount of wealth** (highest concentration/the largest) while China, India and Other Asia-Pacific contain the largest population share.
- ▶ Model Answer: The chart compares population shares in various regions of the world with the distribution of wealth in these same regions. It can be seen that wealth is heavily concentrated in North America, Europe, and high income Asia-Pacific countries which together account for almost 90% of global wealth.



# Overview

**Overview:** In general terms, describe the main or interesting features. Pick 3 or 4 of the main features and write about them generally, without referencing any data.

- This paragraph is the most important and must be clear.
- Do not use details rather explain what you see in the graph(s), table(s), or diagram(s).
- This part is worth 25% of the grade.

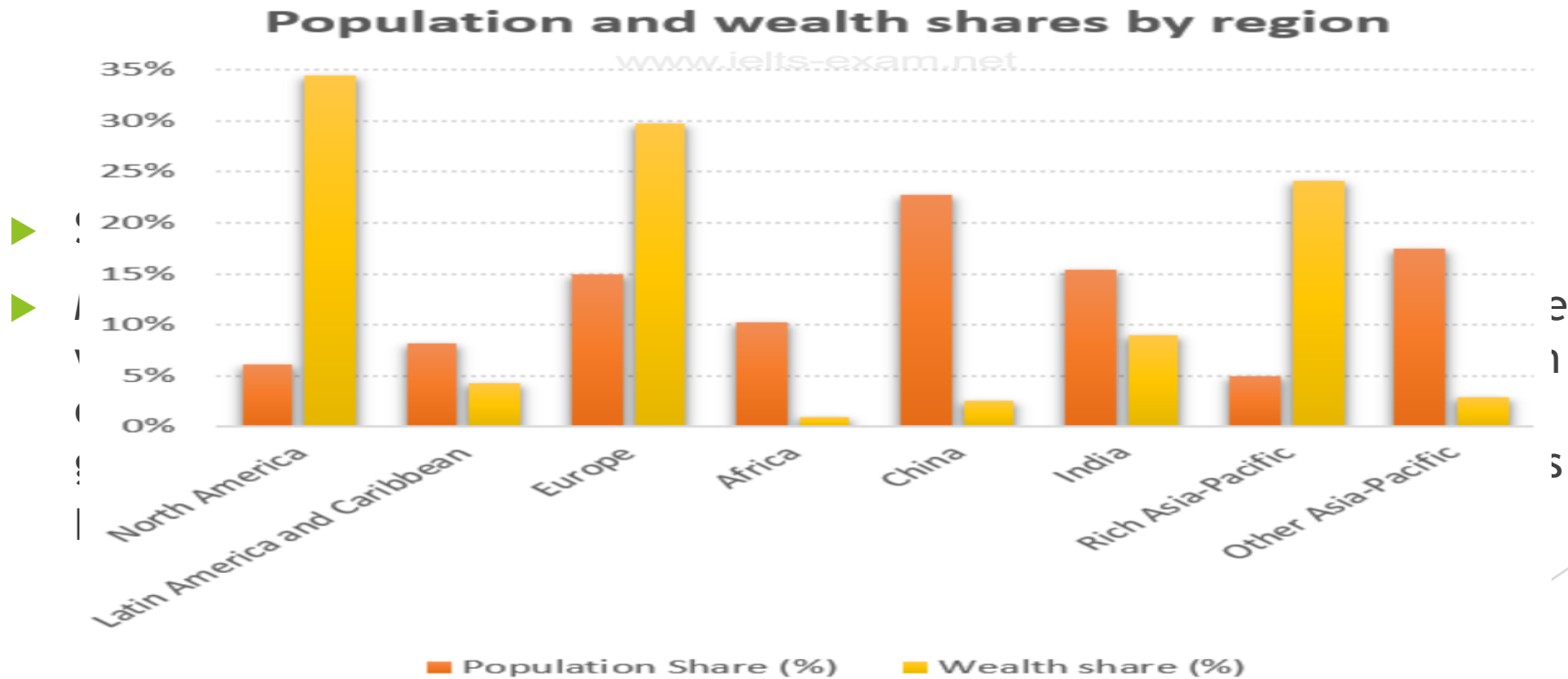


<https://forms.gle/qUqyneSrXvVUAAJ49>



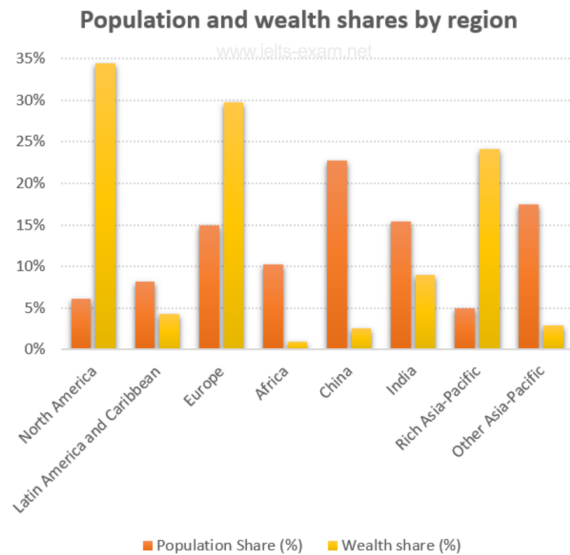
# Example

- ▶ Student Answer: Overall, wealth and population shares fluctuate **dramatically** between regions. While regions that possess high wealth shares show low **population (share) concentration**, regions that display **elevated population concentration** show a **dramatic drop** in their wealth distribution.



# Body

- ▶ **Body 1:** Explain these features in detail. If you have numbers, this is a good place to include them.
- ▶ **Body 2:** In a new paragraph, support the key features with the data in the information given to you.



<https://forms.gle/yx5Lq9y3Wgez1SMRA>

# Example



# Model Answer

- ▶ The chart compares population shares in various regions of the world with the distribution of wealth in these same regions. It can be seen that wealth is heavily concentrated in North America, Europe, and high income Asia-Pacific countries which together account for almost 90% of global wealth.
- ▶ Even though North America has only approximately 6% of the world's population, it boasts nearly 34% of global wealth. A similar situation can be seen in Europe, which has 15% of the global population but 30% of global wealth, and high income Asia-Pacific countries with 5% of the world's population but 24% of its wealth.
- ▶ In contrast, the overall share of wealth owned by people in Africa, China, India, and other lower income countries in Asia is considerably less than their population share, sometimes by a factor of more than ten. This is most striking in India, where 16% of the world's population own only 1% of the world's wealth and in China, which has the highest percentage of global population (24%) but only 3% of the world's wealth.

(176 words)

# References

- ▶ [https://www.ielts-exam.net/academic\\_writing\\_samples\\_task\\_1/1103/](https://www.ielts-exam.net/academic_writing_samples_task_1/1103/)